

# FOLIA FORESTALIA 584

METSÄNTUTKIMUSLAITOS · INSTITUTUM FORESTALE FENNIAE · HELSINKI 1984

---

---

HANNU KALAJA

---

AN EXAMPLE OF TERRAIN  
CHIPPING SYSTEM IN FIRST  
COMMERCIAL THINNING

---

ESIMERKKI ENSIHARVENNUS-  
PUUN KORJUUSTA PALSTA-  
HAKETUSMENETELMÄLLÄ

---



METSÄNTUTKIMUSLAITOS  
*THE FINNISH FOREST RESEARCH INSTITUTE*

Osoite: Unioninkatu 40 A  
Address: SF-00170 Helsinki 17, Finland

Puhelin: (90) 661 401  
Phone:

Ylijohtaja: <i>Director:</i>	Professori <i>Professor</i>	Olavi Huikari
Yleisinformaatio: <i>General information:</i>	Tiedotuspäällikkö <i>Information Chief</i>	Olli Kiiskinen
Julkaisujen jakelu: <i>Distribution of publications:</i>	Kirjastonhoitaja <i>Librarian</i>	Liisa Ikävalko-Ahvonen
Julkaisujen toimitus: <i>Editorial office:</i>	Toimittaja <i>Editor</i>	Seppo Oja

Metsäntutkimuslaitos on maa- ja metsätalousministeriön alainen vuonna 1917 perustettu valtion tutkimuslaitos. Sen päätehtävänä on Suomen metsätaloutta sekä metsävarojen ja metsien tarkoituksenmukaista käyttöä edistävä tutkimus. Metsäntutkimustyötä tehdään lähes 800 hengen voimin yhdeksällä tutkimusosastolla ja yhdeksällä tutkimus- ja koeasemalla. Tutkimus- ja koetoimintaa varten laitoksella on hallinnassaan valtion-metsiä yhteensä n. 150 000 hehtaaria, jotka on jaettu 17 kokeilualueeseen ja joihin sisältyy kaksi kansallis- ja viisi luonnonpuistoa. Kenttäkokeita on käynnissä maan kaikissa osissa.

*The Finnish Forest Research Institute, established in 1917, is a state research institution subordinated to the Ministry of Agriculture and Forestry. Its main task is to carry out research work to support the development of forestry and the expedient use of forest resources and forests. The work is carried out by means of 800 persons in nine research departments and nine research stations. The institute administers state-owned forests of over 150 000 hectares for research purposes, including two national parks and five strict nature reserves. Field experiments are in progress in all parts of the country.*

FOLIA FORESTALIA 584

Metsäntutkimuslaitos. Institutum Forestale Fenniae. Helsinki 1984

---

Hannu Kalaja

AN EXAMPLE OF TERRAIN CHIPPING SYSTEM IN FIRST  
COMMERCIAL THINNING

Esimerkki ensiharvennuspuun korjuusta palstahaketusmenetelmällä

Approved on 10.2.1984

KALAJA, H. 1984. An example of terrain chipping system in first commercial thinning. Seloste: Esimerkki ensiharvennuspun korjuusta palstahaketusmenetelmällä. Folia For. 584: 1—18.

The study deals with the methods of terrain chipping in the first commercial thinnings of Scots pine using the Lokomo 919/P1000 forwarder-mounted terrain chipper. A comparison is made between terrain chippings of manually and mechanically felled trees, and landing chipping. The field study has taken place with the same machinery in both Finland and the Estonian Soviet Socialist Republic (Estonia).

In Finland, the output of the Makeri feller-buncher was  $11.3 \text{ m}^3$  per effective hour in a stand with an average tree volume of  $59 \text{ dm}^3$ . In Estonia, the output was  $9.8 \text{ m}^3$  for trees of  $48 \text{ dm}^3$ .

Chipping of manually felled trees including a 300 meter haulage gave an output of  $6.5\text{--}8.2 \text{ m}^3$  of chips per operating hour depending on the stand conditions. The corresponding figures for the mechanically felled trees were  $9.0\text{--}9.3 \text{ m}^3/\text{h}$ . In Estonia, the chipping of mechanically felled trees gave an output of  $13.1 \text{ m}^3/\text{h}$  with a forwarding distance less than one hundred meters. In Finland, the output in landing chipping was  $16.4 \text{ m}^3/\text{h}$ .

Of the damage caused to the stand by Makeri only the damage on stems was measured. The number of remaining trees was 1035/ha, with 1% of them damaged. In the chipping of manually felled trees the terrain chipper left 1.8—3.1% of the remaining trees damaged. The chipping of mechanically felled trees left 2.7—3.3% of the trees damaged. The greatest cause of damage was the grapple loader, which depending on the method used caused 56—71% of all damage.

Tutkimus selvittää palstahaketusmenetelmiä männikön ensiharvennuksissa Lokomo 919/P1000 palstahakurilla. Vertailuna on mies- ja konekaadon jälkeinen palstahaketus sekä varastohaketus. Tutkimusta on tehty sekä Suomessa että Eestissä samoilla koneilla.

Makeri kaato-kasauskoneen tehotuntuotosto oli  $59 \text{ dm}^3$ :n runkokoolla  $11,3 \text{ m}^3/\text{h}$  Suomessa tehdyissä kokeissa ja Eestissä vastaavasti  $9,8 \text{ m}^3/\text{h}$  rungon koon ollessa  $48 \text{ dm}^3$ .

Hakkurin tuotos vaihteli Suomessa palstahaketuksessa mieskaadossa ja leimikko-oloista riippuen 300 metrin ajomatkalla  $6,5\text{--}8,2 \text{ m}^3/\text{tehotunti}$ . Kaato-kasauskoneen jäljiltä haketuosto oli vastaavasti  $9,0\text{--}9,3 \text{ m}^3/\text{h}$ . Vajaan sadan metrin siirtymismatkalla Eestissä konekaadon jälkeinen haketuosto oli  $13,1 \text{ m}^3/\text{h}$ . Suomessa tehdyissä varastohaketuskoikeissa tuosto oli  $16,4 \text{ m}^3/\text{h}$ .

Makerin aiheuttamista vaurioista mitattiin vain runkovauriot. Jäljelle jäävä runkoluku oli 1035 kpl/ha ja vaurioitumisprosentti 1,0%. Palstahakkurin aiheuttamat runkovauriot vaihtelivat siirtelykaatomenetelmässä 1,8—3,1% jäljelle jäävään runkolukuun nähden ja vastaavasti konekaadon jäljiltä hakettaessa 2,7—3,3%. Suurin vaurioaiheuttaja oli kuormain menetelmästä riippuen 56%:sta 71%:iin.

ODC 333 + 363.7 + 35 + 66 + 46  
ISBN 951-40-0654-2  
ISSN 0015-5543

Helsinki 1984. Valtion painatuskeskus

## CONTENTS

1. INTRODUCTION .....	5
2. LOKOMO 919/P1000 FORWARDER-MOUNTED TERRAIN CHIPPER .....	6
3. MAKERI 33T FELLER-BUNCHER .....	7
4. RESEARCH MATERIAL .....	7
41. Studied harvesting systems .....	7
42. Stand data .....	8
5. RESULTS OF THE STUDIES DONE WITH THE FELLER-BUNCHER .....	10
6. RESULTS OF CHIPPING STUDIES .....	11
61. Time consumption of chipping .....	11
62. Distribution of the operator's time consumption .....	11
63. Output of chipping .....	11
7. RESULTS OF COMPARABLE STUDIES CARRIED OUT IN ESTONIA .....	13
8. HARVESTING COSTS .....	14
9. STEM DAMAGE INFLICTED ON THE STAND BY THE CHIPPER .....	14
10. CHIP CHARACTERISTICS .....	15
BIBLIOGRAPHY .....	17
SELOSTE .....	17

## PREFACE

The research which is part of the Finnish Forest Research Institute's PERA-project analyses the LOKOMO 919/P1000 forwarder-mounted terrain chipper's operation methods, output, and chip characteristics.

Rauma-Repola's ironworks in Tampere has been responsible for the operations of Lokomo 919's basic machine. The manager of Lokomo's forest machinery division, Olof Thesslund, and project-engineer, Seppo Taatila, have represented the company during the course of the study. Zerne Oy, in Imatra, built the chipper itself, the feeding device and the chip container. Simo Pihlajaviita operated the chipper. On behalf of Makeri Oy, training manager Kauko Papunen assisted in the research and Kai Lahtinen and Pentti Jussila were operators. The field studies were carried out on Enso-Gutzeit Oy's land in Taipalsaari and Ruokolahti. Forestry technician Jukka Huovinen was responsible for the organization of the work sites. Continuation studies were done on Rauma-Repola's land in Multia. Foreman Jouko Nahkola assisted in the organization of the work site.

Foreman Tapio Nevalainen directed the collection of study materials. Kimmo Pirainen, engineer, was responsible for the chip-

per's ergonomic characteristics concerning vibration and noise measurements. Figures 3 and 4 were done by Pirkko Hakkila, fine arts teacher. Mrs Pirkko Kinanen typed the manuscript. Photographer Pentti Valmunen took the colour page photo. The report was translated into English by Mrs Elva Nurmi. Professor Pentti Hakkila and research station director Pertti Harstela scrutinized the draft copy.

Rauma-Repola handled the chipping studies in Estonia. The following persons participated on the behalf of EKE: as research designer, Jan Kabin, the first vice-chairman; director of housing production Alvar Ild was responsible for study operations; in Pärnu, deputy director of building materials Harri Lusik was responsible for the execution of field studies and Jüri Otsmaa was responsible for forestry practices; Henn Luks, deputy director of the technical development department, and Aarne Rõuk, leading specialist, in the areas of language and interpretation.

I wish to extend my thanks and appreciation to EKE and all the people who participated in the study, and especially for the research material I was able to use.

Helsinki, May 1983

*Hannu Kalaja*

## 1. INTRODUCTION

Small tree harvesting methods based on whole-tree chipping can be divided according to chipping site in the following way:

- Terrain chipping systems
  - Chipping on the wood lot
  - Chipping on the strip road
- Landing chipping
  - Chipping on the landing
  - Chipping at the centralized processing terminal
  - Chipping at the site of utilization

In clear cutting conditions the terrain chipper can usually move freely about the cutting area, but during thinning it remains on the strip road. When the load is filled, the terrain chipper drives to the landing and empties the load into a truck's changeable pallet.

The terrain chipper can also be used on the landing, where whole- or cut trees are brought from the wood lot. Chips are blown into the chipper's storage bin, straight into a truck, or into a changeable pallet. The disadvantage of chipping on the landing is the need for large space at the site.

Snow and terrain limit the use of the terrain chipper. Nevertheless, terrain chipping has many notable advantages. For example:

- Because tall trees do not necessarily have to be cut in every harvesting system, the felling phase is eased. Landing chipping requires bucking of trees over 7—9 meters in length before forwarding.
- Forest haulage of whole-trees is omitted. This avoids the damage which is easily inflicted on the thinning stand when loading the whole-tree into the forwarder. On the other hand the heavy terrain chipper requires a slightly wider strip road than a medium-weight forwarder.
- Infeed from the side directly into the chipper can be done just as quickly as lifting the trees into the forwarder's load space. The maneuverability of the forwarder-mounted terrain chipper is nearly equal

to that of a forwarder hauling whole-trees. Likewise, unloading of the load of chips by dumping occurs in approximately the same amount of time as unloading whole-trees with a grapple loader. For these reasons it is possible to operate the terrain chipping system in certain conditions at lower costs than the harvesting system based on landing chipping. Since the terrain chipper is, however, an expensive mode of transportation, its use is limited to short hauling distances only.

- The terrain chipper is able to move on its own from one work site to another. Many landing chippers are able to do so also, but some require a separate transport vehicle to transfer them from one site to another.
- Storage arrangements are eased because the need for space is smaller than in landing chipping, where whole-tree piles, the chipper and truck all have to be located near each other at the same time.
- Branches, needles, bark and sawdust are always left at the chipping site. The residue is an inconvenience on the landing but in terrain chipping at least some part will be scattered into the forest and will remain as a nutrient source to the soil.
- Terrain chipping will require less handling of wood than landing chipping, so that accordingly the amount of rocks, sand and other impurities which come along with the grapple loader remains smaller. The chipper's knives remain sharp longer and the recovered chips will be cleaner.
- Especially during autumn and spring, when road conditions are poor, the bearing capacity of the landing site can be so low that the movement of the landing chipper and truck will cause problems. The terrain chipper's terrain capabilities as well as the ability to flexibly place the changeable pallet onto a place where the bearing capacity is high enough for the truck are significant advantages in this situation.

For the reasons mentioned above, the terrain chipping system is an economical harvesting system alternative when the terrain and snow conditions, and hauling distance make it feasible. From an economical viewpoint it is presupposed that a sufficient number of stands of this type are available.

## 2. LOKOMO 919/P1000 FORWARDER-MOUNTED TERRAIN CHIPPER

In Finland, the development of terrain chippers began in 1974, when the first farm tractor-mounted TT-chipper was constructed (Hakkila et al. 1975). The first forwarder-mounted terrain chipper, TT 1000 F, was completed in 1976 (Kalaja 1978).

The Lokomo 919/P1000 terrain chipper, manufactured in 1982, is principally intended for chipping of whole-trees on the strip road. The trees are fed from the right side of the chipper. The chipper's technical information is as follows:

Basic machine: Medium-weight 6- or 8-wheeled  
Lokomo 919 forwarder

Length	9900 mm
Width	2600 mm
Height	3900 mm
Ground clearance in front and in back	520 mm

Basic machine's weight	10.5 t
Whole unit weight	15 t
Towing capacity	13 t
Bearing capacity	10 t

Motor's power capacity 68 kW 42 r/s

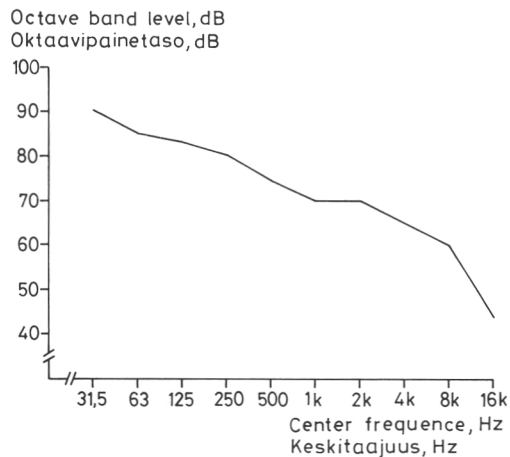


Fig. 1. The dominant noise level in the cab during chipping according to octave analysis.

Kuva 1. Haketuksen aikana ohjaamossa vallitseva äänenpainetaso oktaavianalyysin mukaan.

Sound level in cab: When chipping was in process the sound level was 77 dB (A) (Fig. 1). A sound level of 69 dB was recorded while the chipper was idling and while it was moving 75 dB were measured. In all situations the noise level was lower than that in the SFS 29400 standards, where the highest level permitted in a forwarder is 85 dB (A).

Vibration of the cab: The amount of vibration on the operator was measured in both vertical and perpendicular directions to the course of travel. In both cases agitation measurements were clearly under the safety standards listed in ISO 2631 (Fig. 2).

Chipper: Zerne Oy's cone chipper is mounted between the basic machine and the chip container. The chipper is powered by a 109 kW, air cooled, rotary clutch equipped diesel motor of its own. The chips are blown into the container with the aid of the air current generated by the chipper.

Drum diameter	1060 mm
Rotational velocity (max.)	21 r/s
Number of knives	2
Infeed speed	1.3 m/s
Adjustable length of chips	20—50 mm

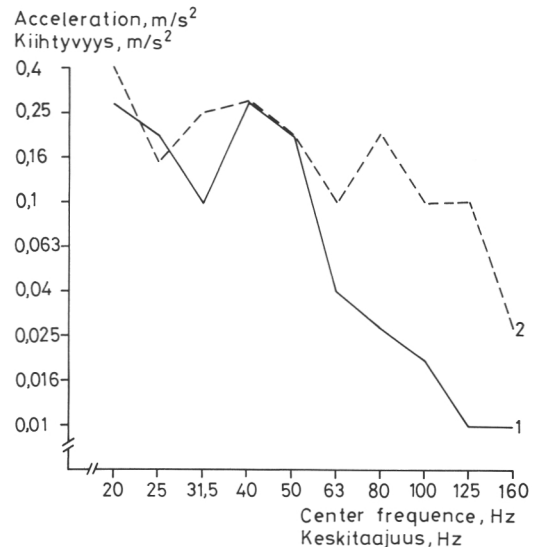


Fig. 2. The agitation of vibration directed against the operator's body during chipping measured according to the tierce analysis. 1) vertical and 2) sideways movement.

Kuva 2. Haketuksen aikana kuljettajan kehoon kohdistuvan värinän kiihtyvyyks tertsianalyysin mukaan. 1) pystysuunta 2) sivusuunta.



Chipper's hydraulic feeding device: Above the feeding opening is a vertically moving spiked roller and on the bottom are three smaller hydraulically driven infeed rollers. The feeding device can be raised vertically. The trees are fed perpendicularly from the right side of the machine.

Infeed length	1500 mm
Infeed roller width	400 mm
Infeed opening width	400 mm
Infeed opening height	280 mm

Chip container: The chip container is emptied by dumping. The upper corners in the back section of the container are hinged onto the supportive frame of the load space. The container is equipped with hinged

doors made of mesh-like material which open and close automatically during dumping.

Container volume	16.4 m <sup>3</sup>
Maximum height when dumping	2.7 m

Basic engine Deutz BF 6 L 913 motor:

Displacement		6.128 dm <sup>3</sup>
Maximum capacity	109 kW	42 r/s
Maximum torque	468 Nm	27.5 r/s
Fuel tank volume		200 dm <sup>3</sup>

Grapple loader: Fiskars 60L + AJ	3200 boom
Gross lifting capacity	70 kNm
Reach	9.1 m

### 3. MAKERI 33 T FELLER-BUNCHER

Felling, and especially bunching, of small whole-trees to the strip road involve heavy manual labour. The Makeri 33 T, a small-sized tractor set on tracks is used as the basic machine for the feller-buncher in first commercial thinning of young forests. In this research study the work done by the Makeri feller-buncher is compared to felling manually.

Basic machine:

Motor:	Deutz F2L 511, 2-cylinder, water cooled diesel, 25.7 kW/50 r, (35 hp/3000 rpm).
Transmission:	Hydrostatic. Each track has its own variable displacement pump and a closed hydraulic system including a hydraulic motor

Steering: Rod-controlled by driving the two tracks at different speeds and in different directions

Length with feller-buncher device attached	3660 mm
Width	1620 mm
Height	2750 mm
Ground clearance	410 mm
Weight	3620 kg
Hoisting arms and felling-bunching device	Tilting forward and back 120° Side swing -23°...27° Hoisting the arms -6°...24°

Grapples Two pairs of grapples, the lower pair hinged, which enables it to store and carry 1—6 trees simultaneously

Shearing knives Hydraulic shear with maximum shearing capacity of 250 mm

## 4. RESEARCH MATERIAL

### 4.1. Studied harvesting systems

The terrain chipping system was studied in the first commercial thinnings of pine stands on two different work sites. Landing chipping was carried out on only one site in Ruokolahti. The following harvesting systems were studied:

Terrain chipping system based on manual felling with chain saw:

The trees are felled with a felling-frame equipped chain saw and the felled trees are manually stockpiled at a distance of 1—9 m from the strip road. If necessary, longer trees are bucked before bunching. The distance between strip roads is 25 m. The trees are chipped on the strip road directly from the piles the logger has made. The chips are transported in the chipper's container to the changeable pallet on the landing. 241 m<sup>3</sup> of chips were produced (Fig. 3 and 4).



Fig. 3. Multilift changeable pallet system. (Photo by Kauko Papunen).  
 Kuva 3. Multilift vaihtolavajärjestelmä. (Kuva Kauko Papunen).

Terrain chipping system based on mechanical felling:

Felling and bunching to the strip road are done with Makeri 33 T tractor. The distance between strip roads is 30 meters. Chipping is done from rather large piles placed alongside the strip road. The chips are transported as in the above system. 482 m<sup>3</sup> of chips were produced (Fig. 5).

Landing chipping system based on manual felling with chain saw:

Manual felling and bunching are done as in the first system. Tall trees must be bucked with a chain saw before forwarding. The trees are forwarded to the landing, where chipping is done from large stockpiles. The chips are first blown out into the chipper's container and then dumped into a changeable chip pallet. 151 m<sup>3</sup> of chips were produced, 70 % of which was Scots pine and 30 % Norway spruce.

#### 42. Stand data

The chipping studies were carried out on the strip road of a first commercial thinning pine stand in summer. Difficulty of maneuverability in the stands was rated as terrain class 1 (Specifications: terrain is mostly flat with maximum grades of: Down-grade <15 %, up-grade <10 % and side-grade <5 %. The existing large rocks and stumps can be avoided. Ruts do not hinder forwarding).

Continuation studies were done in Multia, when the chipper operator had more experience in chipping. The terrain of the study area in Multia was also in terrain class 1, although the terrain was softer in places and the slope was steeper.

Stand data is given in Table 1.




Fig. 4. Harvest system 1. Felling and bunching is carried out manually utilizing directed felling and felling frame. Chipping is done on the strip road straight from the small piles made by the logger. The strip road spacing was 25 m.

*Kuva 4. Korjuuketju 1. Kaato ja kasaus suoritetaan siirtelykaatomenetelmällä, haketus ajourilta suoraan hakkuumiehen tekemistä pienistä kasoista. Ajouraväli 25 m.*




Fig. 5. Harvest system 2. Felling and bunching is carried out with the Makeri small-sized tractor. Chipping is done from large piles placed alongside the strip road. The strip road spacing was 30 m.

*Kuva 5. Korjuuketju 2. Kaato ja kasaus Makeri pienetraktorilla. Haketus uran varteen kasatuista suurista kasoista. Ajouraväli 30 m.*

## 5. RESULTS OF THE STUDIES DONE WITH THE FELLER-BUNCHER

The field research of the Makeri feller-buncher was done only in Taipalsaari, in three different stands. The stem volume varied slightly. The results are given in Table 2.

The output was nearly twice that of studies previously carried out in Poland (comparison: Hakkila and Wójcik 1980). In Poland the stem volume was only 36 dm<sup>3</sup>. In Finland the transfer distances were nearly half as long as those in Poland.

The output per effective hour of previously carried out studies in Finland was 11.1 m<sup>3</sup> with a stem volume of 70 dm<sup>3</sup> (Rumpunen 1982) i.e., almost the same as in this study.

Half of the operator's time was spent felling the trees and moving from one stem to the next. Movement from the strip road to the first tree while empty and also moving to the pile while loaded accounted for, in both cases, one-fifth of work time. Dumping the bunch took up one-tenth of work time (Table 3).

Table 1. Stand data.  
Taulukko 1. Leimikkotietoja.

	Terrain chipping — <i>Palstahaketus</i>		Mechanically felled	
	Manually felled <i>Kaato käsin</i>	<i>Multia</i>	<i>Kaato koneistettu</i>	<i>Multia</i>
	Taipalsaari	Taipalsaari	Taipalsaari	Taipalsaari
Tree volume, dm <sup>3</sup>	43	53	60	48
<i>Puun koko, dm<sup>3</sup></i>				
Pile size, dm <sup>3</sup>	198	130	318	240
<i>Kasan koko, dm<sup>3</sup></i>				
Grapple size, dm <sup>3</sup>	91	100	144	129
<i>Haketustaakan koko, dm<sup>3</sup></i>				
Number of trees in bunch	2.1	1.9	2.4	2.6
<i>Puita taakassa, kpl</i>				
Drain, m <sup>3</sup> /ha	27	53	74	42
<i>Poistuma, m<sup>3</sup>/ha</i>				
Number of remaining trees in stand/ha	922	1003	1035	985
<i>Jäävä puusto, kpl/ha</i>				
Terrain classification	1	1	1	1
<i>Maastoluokka</i>				

Table 2. Results of studies done with the Makeri feller-buncher.

Taulukko 2. Tuloksia Makeri kaato-kasauskoneella tehdyistä kokeista.

Variable — <i>Muuttuja</i>	Test — <i>Koe</i>			Average <i>Keskim.</i>
	1	2	3	
Tree volume (to the branches), dm <sup>3</sup>	55	72	51	59
<i>Puun tilavuus oksineen, dm<sup>3</sup></i>				
Number of trees in bunch	2.6	1.9	2.1	2.2
<i>Taakassa puita, kpl</i>				
Bunch volume, dm <sup>3</sup>	143	136	108	129
<i>Taakan tilavuus, dm<sup>3</sup></i>				
Transfer from the strip road when empty, m	5.8	5.6	5.5	5.6
<i>Siirtyminen ajouralta tyhjänä, m</i>				
Transfer to the strip road when loaded, m	5.8	5.1	4.9	5.3
<i>Siirtyminen ajuralle kuormattuna, m</i>				
Output per effective hour: trees, No/h	202	158	201	187
<i>Tehotuntituotos: puita, kpl/h</i>				
m <sup>3</sup> /h	11.1	12.5	10.3	11.3

Table 3. Distribution of time consumption for the operator of Makeri 33 T feller-buncher.

Taulukko 3. Makeri 33 T kaato-kasauskoneen kuljettajan ajankäytön jakauma.

	%
Moving while empty	20.5
<i>Siirtyminen tyhjänä</i>	
Shearing and moving from stem to stem	49.5
<i>Katkaisu ja siirtyminen rungolta toiselle</i>	
Moving while loaded	19.7
<i>Siirtyminen kuormattuna</i>	
Dumping of bunch	9.8
<i>Taakan pudotus</i>	
Organizing the pile	0.5
<i>Kasan järjestely</i>	
Total	100.0
<i>Yhteensä</i>	





## 6. RESULTS OF CHIPPING STUDIES

### 61. Time consumption of chipping

The chipper's time consumption was studied in both terrain chipping and landing chipping. In table 4 the same average moving and unloading times have been used for each system, because they are independent of the method. The hauling distance in terrain chipping is 300 m and correspondingly 100 m in landing chipping.

In Taipalsaari, nearly 40 % more time per cubic meter was spent during chipping after manual felling than after using the feller-buncher. An average of 60 % of effective work time was spent on just chipping manually felled trees while the chipping of trees left by mechanical felling took only

51 % of effective work time. On the Taipalsaari work site, where the terrain was even, the chipper's speed when moving without a load was 80 m/min and with a load 67 m/min.

Moving to the chipping site while empty and loaded consumed, on an average, thirty per cent more time in the Multia experiment than in Taipalsaari. Actual chipping after manual felling was 21 % faster in Multia. The volume of removed trees per hectare in Multia was almost twice that of Taipalsaari.

### 62. Distribution of the operator's time consumption

Table 5 presents the distribution of the operator's time consumption in actual chipping. In both terrain chipping systems 75 % of work time was spent handling the grapple loader. Nearly all of the work time was spent handling the grapple loader during landing chipping.

The distribution of the operator's working time during chipping alone was measured only for system two in Multia. Approximately nine per cent of the operator's time was spent raising the feeding device after chipping. Before the new bunch could be chipped, the feeding device had to be lowered, which took up about six per cent of the operator's time. Raising and lowering of the feeding device together, therefore, accounted for roughly 15 % of the operator's work time.

### 63. Output of chipping

The output of the chipper in terrain chipping was 30 % greater after mechanical felling and bunching than after manual felling. The trees were gathered into larger stockpiles in mechanical felling. The pile size after manual felling was 200 dm<sup>3</sup> and after

Table 4. The time consumption for chipping on the strip road and the landing (centiminate = cmin).

Taulukko 4. Palstahakkurin ajanmenekki ajouralla ja varastolla hakettaessa.

Variable Muuttuja	System 1 Ketju 1		System 2 Ketju 2		System 3 Ketju 3
	Taipal- saari	Multia	Taipal- saari cmin/m <sup>3</sup>	Multia	Ruoko- lahti
Moving to the chipping site Siirtyminen haketuspaikalle	69	95	69	95	24
Chipping Haketus	554	436	336	299	365
Moving in the chipping process Siirtyminen haketuksessa	81	57	81	57	—
Moving to the pallet Siirtyminen vaihtolavalle	83	121	83	121	28
Unloading Purkaminen	59	39	59	39	59
Total effective time Teho aika yhteensä	846	748	628	611	476
Interruptions 20 % Keskeytykset 20 %	169	150	126	122	95
Total Yhteensä	1015	898	754	733	571

Table 5. Distribution of the operator's time consumption during actual chipping.

Taulukko 5. Kuljettajan ajankäytön jakauma varsinaisen haketusvaiheen aikana.

Work phase <i>Työvaihe</i>	System 1 <i>Ketju 1</i> %	System 2 <i>Ketju 2</i> %	System 3 <i>Ketju 3</i> %
Preparation for chipping <i>Valmistautuminen haketukseen</i>	1.7	1.4	—
Moving empty grapple <i>Kouran siirto tyhjänä</i>	24.2	28.2	24.8
Grappling <i>Kouraisu</i>	9.7	9.2	16.3
Moving loaded grapple <i>Kouran siirto kuormattuna</i>	20.8	16.7	30.1
Setting the trees into the feeding device <i>Puiden asettelu syöttölaitteeseen</i>	18.1	17.6	15.7
Infeed assistance <i>Syötön auttaminen</i>	2.1	1.8	11.1
Waiting while infeed takes place <i>Odotus syötössä</i>	8.3	7.1	2.0
Moving from pile to pile <i>Siirtyminen haketuksessa</i>	15.1	18.0	—
Total <i>Yhteensä</i>	100.0	100.0	100.0

mechanical felling was 320 dm<sup>3</sup>. The stem volume in mechanical felling was nearly 30 % larger as well and trees were tall and uncut, whereas in manual felling tall trees had to be bucked before bunching. In addition, the amount of trees per hectare removed in mechanical felling was 30 % greater. For example, on a 300 meter hauling distance on the Taipalsaari work site the chipping output in manual felling was 6.5 m<sup>3</sup>/h and in mechanical felling 9.0 m<sup>3</sup>/h. The corresponding figures in Multia were 8.2 m<sup>3</sup>/h and 9.3 m<sup>3</sup>/h (Table 6).

In the Taipalsaari study, the difference in output of chipping after manual or mechanical bunching is largely owing to the necessity for the chipper to move 1.3 times after manual felling, whereas the chipper must

Table 6. Chipper's output in terrain chipping of pine whole-trees depending on hauling distance.

Taulukko 6. Hakkurin tuotos mäntykokopuun palsta-haketuksessa kuljetusmatkasta riippuen.

Hauling distance, m <i>Kuljetusmatka, m</i>	System 1 — <i>Ketju 1</i> Output m <sup>3</sup> /effective hour <i>Tuotos m<sup>3</sup>/tehotunnissa</i>		System 2 — <i>Ketju 2</i>	
	Taipalsaari	Multia	Taipalsaari	Multia
100	7.3	10.1	10.5	12.3
300	6.5	8.2	9.0	9.3
500	5.8	7.0	7.8	7.5

move only 0.8 times per cubic meter of chips after mechanical bunching. In connection with each move, it is necessary to wait for: the last bunch to go through the chipper; the feeding device to be raised; the grapple loader to be raised; the move to the next bunch; the feeding device to be lowered; and the grapple to be moved to the next bunch. The chipper's idling time in system 1 was 53 % of the effective chipping time. The idling time after mechanical bunching was a good ten per cent shorter.

The difference in output between chipping after manual and mechanical bunching in the Multia study, is a result of the feller-buncher's ability to make considerably larger piles. The stem volume was the same for both bunching systems. The chipper had to move 1.5 times per cubic meter of chips after manual felling and 1.3 times after mechanical felling. This also affects the results to some extent. The chipper's idling time after manual felling was 54 % of chipping time, while only 42 % after mechanical felling.

The average tree volume was only 30 dm<sup>3</sup> in landing chipping, because the tall trees had been bucked. The size of the chipping bunch was 84 dm<sup>3</sup>, which was smaller than in terrain chipping.

The output of the terrain chipper in landing chipping is shown in the following table. The TT 1000 F terrain chipper is presented as a comparison (Kalaja 1978).

	Lokomo 919/P1000 m <sup>3</sup> /h	TT 1000 F m <sup>3</sup> /h
Output, m <sup>3</sup> /h	16.4	13.2
The chipper's idling time: percentage per chipping time	39.8	14.0







## 7. RESULTS OF COMPARABLE STUDIES CARRIED OUT IN ESTONIA

In October, 1982, Rauma-Repola's Lomako ironworks arranged a joint study in cooperation with the Estonian collective farm development organization EKE on the Surju working site in Pärnu, Western Estonia. The same men who were operators in the studies carried out in Finland were operators in the Estonian study. EKE carried out the research. The chips were brought to EKE's Viisnurkka particle board factory with a full-trailer truck equipped with Partek's Multilift changeable pallet system.

### *Studies in the first commercial thinning pine stand:*

The first commercial thinning pine stand was growing on flat, well-drained, sandy terrain. The species composition consisted of 80 % pine, 15 % spruce and 5 % birch. The stand density before thinning was about 2500 trees/ha and after thinning about 1300 trees/ha. The dominant height of the stand was 8—10 meters. Altogether, 27 solid m<sup>3</sup> of the whole-trees were chipped, producing 68 m<sup>3</sup> of chips.

The selection of trees with the Makeri feller-buncher was according to previous marking. The distance between strip roads was 30 meters. Chipping was done on the strip road in the usual way. The hauling distance to the landing varied from 60—100 meters.

The stem volume was 0.048 m<sup>3</sup> and the dbh was 9 cm. The feller-buncher's output per effective hour was 9.8 m<sup>3</sup>/h. The conditions were the same as in the Taipalsaari study. The stem volume in Taipalsaari, however, was 20 % larger. In the studies done in Finland, the output per effective hour was 11.3 m<sup>3</sup>/h.

The average volume of trees was the same in Finland and in Estonia. Chipping output in Estonia was 13.1 m<sup>3</sup>/h. In the Multia study the output was 12.3 m<sup>3</sup>/h including a 100 meter hauling distance. The portion of chipping time in Estonia was nearly 70 % while, in Finland it was ten per cent shorter.

### *Studies in clear cutting conditions:*

The terrain of the clear cut area resembled a Finnish spruce swamp, the thickness of the organic pad was about 40 cm and a silt base was underneath. The terrain difficulty in Estonian conditions was average. Softwoods accounted for 60 % of the stand and hardwoods for 40 %. The total cubic volume was 370 m<sup>3</sup>/ha with a dominant height of 25—30 m. The study contained a total of 101 m<sup>3</sup>, i.e., 253 m<sup>3</sup> of chips.

Softwood trees with a maximum diameter of 20 cm and all hardwoods with allowable diameters were felled and bunched. A distance of 15 meters between strip roads was used. All oversized trees along the strip roads were felled with a chain saw. The stems were cut into logs and the tops under 20 cm were left to be chipped separately. The hauling distance to the landing was from 100 to 200 meters.

The Makeri's output per effective hour in clear cutting studies, where the average stem volume of stems was 0.123 m<sup>3</sup> and the dbh 13 cm, was 14.2 m<sup>3</sup>/h. Maneuverability was slow, owing to a soft soil base and obstacles such as big roots and old stumps. In addition, the trees were tall and oversized. About one-third of the operator's work time was spent moving while loaded and unloaded and shearing the trees.

In clear cutting conditions the chipper's output on an average hauling distance of 150 meters from the stand to the landing was 10.3 m<sup>3</sup>/h.

The following table presents the screening results of chips received from the Estonian studies. The share of needles was 4 % and the share of bark 12.8 %.

	Length distribution, mm				
	0—5	5—10	10—30	30—50	over 50
Share, %	8.3	8.4	67.1	10.0	6.2

According to Soviet Union standards 90 % of chips used in particle board production should be between 10—30 mm large.

## 8. HARVESTING COSTS

The comparison of costs for alternative harvesting systems is presented in Table 7. The following principles have been used in the calculations.

**Manual felling and bunching:** Felling of small diameter whole-trees was done by piece-rate. The pay rate for manual felling in terrain chipping is 15.62 FIM/m<sup>3</sup> and in landing chipping 18.63 FIM/m<sup>3</sup>, including social benefits, when the stem volume is 0.048 m<sup>3</sup>.

**Feller-buncher:** The Makeri tractor equipped with a feller-buncher had an output per operating hour of 8.2 m<sup>3</sup>/h with whole-trees, and the machine's costs per hour were 170 FIM. The calculations were derived using a stem volume of 0.051 m<sup>3</sup> and the share of interruptions being 20 %.

**Short distance haulage:** The forwarder's output of 6 m<sup>3</sup>/h was used. The costs per hour for the medium-weight machine have been determined at 202.60 FIM.

**Chipping:** An hourly cost of 263.00 FIM was used for the Lokomo 919/P1000 terrain chipper. The calculations were based on a 300 meter haulage distance, a stem volume of 0.048 m<sup>3</sup>, and the share of interruptions being 20 %. The output figures were those acquired earlier in the study.

**Long distance haulage** is based on hauling over a distance of 65–70 km.

**Landing cost:** Costs at the landing have been calculated to be 0.30 FIM/m<sup>3</sup> for terrain

Table 7. Costs of harvesting pine whole-trees with the Lokomo 919/P1000 terrain chipper.

*Taulukko 7. Kustannukset korjattaessa mäntykokopuuta Lokomo 919/P1000 palstahakkurilla.*

	Terrain chipping <i>Palstahaketus</i>		Landing chipping <i>Varastohaketus</i>
	1	2 FIM/m <sup>3</sup>	
Manual felling <i>Siirtely-kaato</i>	15.62	—	18.63
Mechanical felling <i>Koneellinen kaato</i>	—	20.73	—
Short distance haulage <i>Lähikuljetus</i>	—	—	33.77
Chipping <i>Haketus</i>	44.58	36.03	20.08
Long distance haulage <i>Kaukokuljetus</i>	35.93	35.93	35.93
Storage costs <i>Varastokustannus</i>	0.30	0.30	1.00
Overhead costs <i>Yleiskulut</i>	15.00	15.00	15.00
Total FIM/m <sup>3</sup> <i>Yhteensä mk/m<sup>3</sup></i>	111.43	107.99	124.41

chipping and 1.00 FIM/m<sup>3</sup> for landing chipping.

**Overhead costs:** Movement between work sites, supervision and management, scaling and other general costs have been calculated at 15.00 FIM/m<sup>3</sup>.

## 9. STEM DAMAGE INFLICTED ON THE STAND BY THE CHIPPER

The number of remaining trees on the Taipalsaari study site was 922/ha on the stand marked for manual felling and 1035/ha on the stand marked for the Makeri feller-buncher. The amount of damage caused by the terrain chipper with reference to the areal unit is listed in the following table.

Felling system	Damaged trees	
	No/ha	%
<i>Manual</i>		
Taipalsaari	17	1.8
Multia	48	3.1
<i>Mechanical</i>		
Taipalsaari	34	3.3
Multia	41	2.7

Table 8. Percentage of stem damage caused by the terrain chipper within each harvesting system.  
 Taulukko 8. Palsahakkurin runkovaurioiden aiheuttajat korjuumenetelmittäin.

Source of damage Vaurion aiheuttaja	Manual felling Kaato käsin	Mechanical felling Kaato koneistettu %
Grapple loader <i>Kuormain</i>	66.3	57.2
Trees in the grapple <i>Kourassa olevat puut</i>	22.0	8.0
Chip bin <i>Hakesäiliö</i>	4.8	19.9
Basic machine <i>Peruskone</i>	0.7	10.8
Feeding device <i>Syöttölaite</i>	5.5	2.7
Others <i>Muut</i>	0.7	1.4
Total <i>Yhteensä</i>	100.0	100.0

The number of trees damaged by the chipper was greater in the manual felling harvesting system carried out in Multia. In Multia, the number of remaining trees on stems was slightly larger, the terrain had

more slope in places, and the strip road was narrower.

Table 8 contains the sources of the damage. Depending on the harvesting system the grapple loader caused from 56 to 71 per cent of all damage. The trees in the grapple and the grapple itself did not cause as much damage when chipping after mechanical felling as when chipping after manual felling. The feller-buncher can leave the bunch alongside the strip road, where it can more easily be picked up with the chipper's grapple without damaging the remaining trees.

The basic machine was the source of ten per cent of the damage. The strip roads were slightly winding and junctions were too steep in places.

The amount of stem damage caused by Makeri was measured in Taipalsaari, where the number of trees remaining on stems was 1035/ha and the percentage of damage was 1.0. The extent of root damage was not determined in this study. Nevertheless, while moving between strip roads on unfrozen ground the feller-buncher caused more damage than manual felling and bunching.

## 10. CHIP CHARACTERISTICS

The length distribution of chips was determined with a hole screen and thickness distribution using a slot screen according to fresh weight. The screening results are presented in figures 6 and 7. The chipper's knives were set at 20 mm and 30 mm chip length.

The length and thickness distributions of whole-tree and tree length chips were equal for both 20 mm and 30 mm knife settings. In the whole-tree chips the share of chips over 32 mm was twice as high for the knife setting of 30 mm than for the setting of 20 mm. The difference was slightly smaller for stemwood chips. The share of desired chip sizes of 6—32 mm was around 80 % for whole-trees. The share of particles less than 6 mm in length was greater for the 20 mm setting. With the 30 mm setting the share of chips over 10 mm in thickness was considerably higher for whole-trees than stemwood. 75 % of the

chips filled the quality standards. The only exceptions were whole-tree chips made with a 30 mm knife setting (66 %).

The chipper's feeding device removes small branches, needles and bark which fall underneath the feeding device and are left on the strip road in heaps. Data show that these particles account for only 0.2 % of the final chip volume. The volume of branches removed by the feeding device on the TT 1000 F terrain chipper was much bigger: 6 % of the recovered chip volume (Kalaja 1978). Only those branches removed by the feeding device were taken into consideration in measurements. In addition, the amount of branches, needles and bark which was removed during other work phases and which was left on the strip road was not measured.

Some of the chip loads were weighed on a truck scale. The moisture content of pine

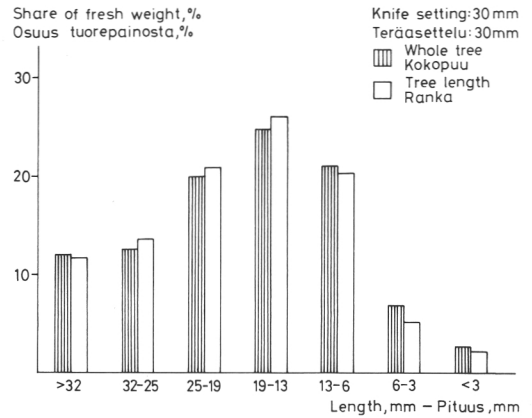
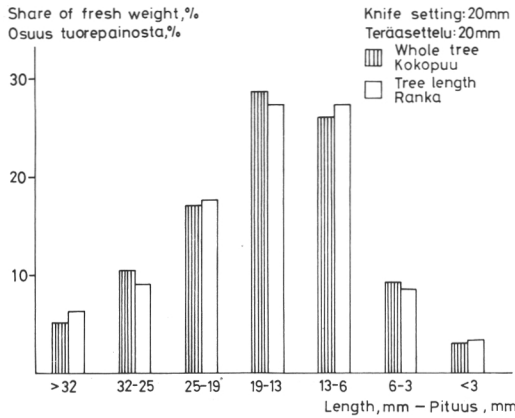


Fig. 6. Length distribution of whole-tree and stemwood chips produced with the Lokomo 919/P1000 forwarder-mounted terrain chipper.

Kuva 6. Lokomo 919/P1000 palstahakkurilla valmistetun kokopuu- ja rankahakkeen pituusjakauma.

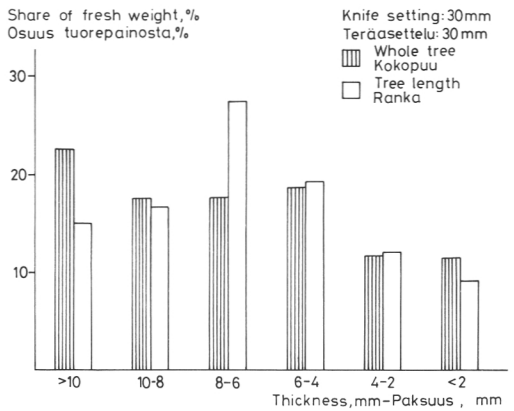
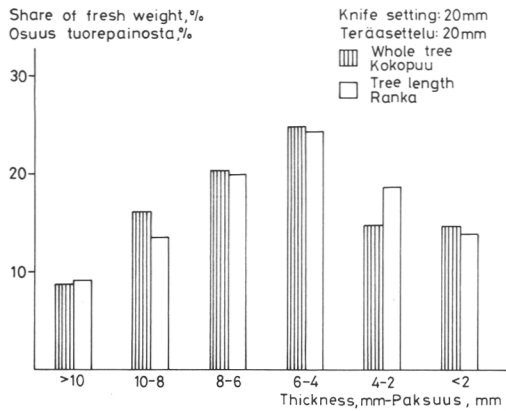


Fig. 7. Thickness distribution of whole-tree and stemwood chips.

Kuva 7. Kokopuu- ja rankahakkeen paksuusjakauma.

whole-tree chips in terrain chipping was 53.3 %. During landing chipping of whole-trees (70 % pine and 30 % spruce) the moisture content was 46.6 %. The chips' average fresh and dry weights and range are presented in the following table. The weights were taken in the forest after dumping the load into a changeable pallet.

Chipping location	Fresh weight	Dry weight	Fresh weight	Dry weight
	Average kg/m <sup>3</sup>		Range kg/m <sup>3</sup>	
Terrain chipping	317	146	300—325	136—161
Landing chipping	286	133	281—291	127—139

## BIBLIOGRAPHY

- Hakkila, P., Kalaja, H. & Mäkelä, M. 1975. Kokopuun-käyttö pienpuuongelmien ratkaisuna. Summary: Full-tree utilization as a solution to the problem of small-sized trees. *Folia For.* 240: 1—78.
- & Wójcik, T. 1980. Makeri pientraktori nuoren männikön harvennuksessa Puolassa. Summary: Thinning young pine stands with the Makeri tractor in Poland. *Folia For.* 433: 1—29.
- Kalaja, H. 1978. Pienpuun korjuu TT 1000 F palstahakkurilla. Summary: Harvesting small-sized trees with terrain chipper TT 1000 F. *Folia For.* 374: 1—27.
- Rumpunen, H. 1982. Korjuumenetelmäkokeita Makerimonitoimikoneilla männikön ensiharvennuksessa. *Metsätehon katsaus* 4: 1—6.

*Total of 4 references*

## SELOSTE

Tutkimuksessa selvitetään Lokomo 919/P1000 palstahakkuriin perustuvia palstahaketuksen korjuuketjuja kahdelta eri työmaalta Suomesta sekä yhdeltä työmaalta varastohaketuksessa ja sen lisäksi eestiläisten suorittamat kokeet Rauma-Repolan kanssa Virossa.

Tutkitut korjuuketjut olivat seuraavat:

1. Moottorisahakaatoon perustuva palstahaketusetju. Puut kaadetaan kahvakehikolla varustetulla moottorisahalla ja kasataan miesvoimin siirtelykaatometelmällä 1—9 m:n etäisyydelle ajourasta kaadon yhteydessä. Uraväli on 25 m. Puut haketetaan ajouralla suoraan kaatomiehen tekemistä kasoista. Hake kuljetetaan hakkurin säiliössä varastolla olevalle vaihtolavalle (Kuvat 3 ja 4).
2. Koneillistettuun kaatoon perustuva palstahaketusetju. Kaato ja kasaus uran varteen tehdään teloilla varustetulla Makeri 33 T pientraktorilla. Ajouraväli on 30 metriä. Haketus tapahtuu ajouran varteen kasatuista suurehkoista kasoista. Hake kuljetetaan samalla tavalla kuin edellisessä menetelmässä (Kuva 5).
3. Moottorisahakaatoon perustuva varastohaketusetju. Siirtelykaato ja kasaus tehdään kuten kohdassa yksi. Pitkät puut on katkaistava moottorisahalla ennen kuljetusta. Puut kuljetetaan kuormatraktorilla välivarastolle, missä haketus tapahtuu suurista varastokasoista. Hake puhalletaan ensin hakkurin konttiin ja kipataan siitä edelleen hakelavalle.

Kokeet suoritettiin kesällä ensiharvennusemännikössä ajouralla kahdella eri työmaalla. Varastohaketuksessa hakettiin pääasiassa ensiharvennuskokopuuta, mutta joukossa oli noin kolmannes kuusikokopuuta. Leimikoitten kulkuvaikeus edusti ensimmäistä maastoluokkaa.

Kaato-kasaukskoneen tehotuntituotos oli 59 dm<sup>3</sup>:n runkokoolla 11,3 m<sup>3</sup> (taulukko 2). Kuljettajan ajankäytöstä puolet kului rungon katkaisuun ja puolet siirtymiseen rungolta toiselle.

### Haketustyön ajanmenekki ja tuotos

Pelkkään haketukseen kului keskimäärin 60 % tehollisesta työajasta mieskaadon jälkeen haketettaessa. Konekaadon jälkeen siihen kului 51 %. Varsinaisessa haketuksessa molemmissa palstahaketusetjuissa kuljettajan ajankäytöstä kului kuormaimen käsittelyyn 75 % työajasta (taulukko 5). Varastohaketuksessa lähes koko työaika kului kuormaimen käsittelyyn. Taipalsaaren työmaalla, missä maasto oli helppoa, hakkurin siirtymisnopeus tyhjänä oli 80 m/min ja kuormattuna 67 m/min.

Työmaasta riippuen palstahaketusetjuissa hakkurin tuotos oli konekaadon ja kasauksen jälkeen 12—28 % suurempi verrattuna mieskaatoon. Konekaadossa näet puut tulevat kerätyiksi suurempiin kasoihin kuin mieskaadossa. Mieskaadossa kasan koko yaihteli 130—200 dm<sup>3</sup>:iin ja konekaadossa 240—320 dm<sup>3</sup>:iin. Rungon kokoin oli suurempi konekaadon jälkeen ja poistuvan puuston määrä hehtaaria kohden. Siirtymismatkan ollessa 300 m haketustuotos oli mieskaadon jälkeen 6,5—8,2 m<sup>3</sup> ja konekaadon jälkeen 9,0—9,3 m<sup>3</sup> tehotunnissa (taulukko 6). Hakkurin tyhjänäpyörimisaajat vaihtelivat mieskaadossa 53—54 % haketusajasta ja konekaadossa 34—42 %.

Varastolla haketettaessa tuotos oli 16,4 m<sup>3</sup> tehotuntia kohden. Hakkurin tyhjänäpyörimisaika oli 40 % haketusajasta.

### Tuloksia Eestissä suoritetuista vertailevista kokeista

Rauma-Repolan Lokomon tehtaaj järjesti lokakuussa 1982 yhteistyössä Eestin kolhoosieihityksen (EKE:n) kanssa haketuskokeen Länsi-Eestissä Pärnussa. Varsinaisesta tutkimuksesta vastasi EKE. Kokeissa käytettiin samoja koneita ja kuljettajia kuin Suomessa suoritetuissa kokeissa.

Ensiharvennusmännikkö oli maastoltaan tasainen hiekkakumpare, maastoluokituksestaan ensimmäistä luokkaa. Puuston tiheys ennen harvennusta oli n. 2500 kpl/ha ja harvennuksen jälkeen n. 1300 kpl/ha. Puuston valtapituus oli 8—10 metriä. Makeri kaato-kasauskoneella suoritettiin ennalta tehdyn leimauksen mukainen harvennus. Uravälinä käytettiin 30 metriä. Haketus suoritettiin normaaliin tapaan ajouralla.

Rungon koko oli 0,048 m<sup>3</sup>. Kaato-kasauskoneen tuntuotos oli 9,8 m<sup>3</sup>/h. Olosuhteet olivat samaa luokkaa kuin Suomessa Taipalsaaren kokeissa. Suomessa rungon koko oli lähes 20 % suurempi. Suomessa tehdyissä kokeissa useamman koepalstan tehotuntuotoksen keskiarvo oli 11,3 m<sup>3</sup>/h. Sekä Eestissä että Suomessa kuljettajan työajan jakaumasta noin puolet kului rungon katkaisemiseen ja siirtymiseen rungolta toiselle.

Haketettujen puiden keskimääräinen koko oli Eestissä ja Suomessa sama 0,048 m<sup>3</sup>. Haketustuotos Eestissä oli 13,1 m<sup>3</sup> tehotyönä, kun kuljetusmatka vaihteli 60—100 metriin. Multian kokeissa tuotos oli 12,3 m<sup>3</sup>/h 100 m:n kuljetusmatkalla. Eestissä pelkän haketuksen osuus oli lähes 70 % ja Suomessa 60 %.

### Puuston vaurioituminen

Taipalsaaren työmaalla siirtelykaatoileimikossa jäljelle jäävän puuston runkoluku oli 922 kpl/ha ja Makeri kaato-kasauskoneen leimikossa 1035 kpl/ha. Palstahakkurin aiheuttamien runkovaurioiden määrät olivat seuraavat:

Korjuumenetelmä	Vauriot	
	kpl/ha	%
Siirtelykaato:		
Taipalsaaren työmaa	17	1,8
Multian työmaa	48	3,1
Koneellinen kaato:		
Taipalsaaren työmaa	35	3,3
Multian työmaa	41	2,7

Multian kokeissa siirtelykaatoimenetelmässä hakkurin aiheuttamien vaurioiden määrä oli suurempi, mutta siellä jäljelle jäävä runkolukukin oli hieman suurempi. Myös maasto oli Multialla hieman vaikeampaa ja ajo-ura kapeampi.

Suurin vaurionaiheuttaja oli kuormain, menetelmästä riippuen 56 %:sta 71 %:iin.

Makerin aiheuttamia runkovaurioita mitattiin vain Taipalsaaren työmaalla, siellä vaurioitumisprosentti oli 1,0 %. Tässä tutkimuksessa ei ole selvitetty juurivaurioita.

### Hakkeen laatu

Kokopuu- ja rankahakkeen palakokojakaumat olivat melkein yhtä suuret eri teräasetuksilla (kuvat 6 ja 7). Pituusjakaumassa laatuvaatimusten mukaista 6—32 mm:n haketta oli noin 80 %. 20 mm:n teräasetuksella yli 32 mm:n tikkujakeen osuus oli vain noin puolet 30 mm:n teräasetukseen verrattuna. 20 mm:n teräasetuksella alle 6 mm:n purujakeen osuus oli taas reilusti suurempi (kuva 6).

Hakkeen paksuusjakaumassa 30 mm:n teräasetuksella oli kokopuuhakkeessa yli 10 mm:n tikkujakeen osuus huomattavasti suurempi rankahakkeeseen nähden. Laatuvaatimusten mukaista haketta 2—10 mm oli noin 75 % kaikissa muissa paitsi kokopuuhakkeella 30 mm:n teräasetuksella, missä sitä oli vain 66 %. Purujakeen osuus vaihteli 9—15 %:iin (kuva 7).

Eestissä suoritettujen mittausten mukaan sallittuja fraktioita 10—30 mm oli 77 %. Pienen purujakeen osuus oli liian suuri Neuvostoliiton Kost.-normin mukaan.







ODC 333 + 363.7 + 35 + 66 + 46  
ISBN 951-40-0654-2  
ISSN 0015-5543

KALAJA, H. 1984. An example of terrain chipping system in first commercial thinning. *Seloste: Esimerkki ensiharvennuspuun korjuusta palstahaketusmenetelmällä. Folia For.* 584: 1—18.

The study deals with a Lokomo 919/P1000 forwarder-mounted terrain chipper in the first commercial thinning of Scots pine stands in Finland and Estonia. A comparison is made between terrain chipping of manually and mechanically felled trees, and landing chipping. Manual felling was done with a felling-frame equipped chain saw and mechanical felling with a Makeri feller-buncher.

Author's address: The Finnish Forest Research Institute, Unioninkatu 40 A, SF-00170 Helsinki 17, Finland.

ODC 333 + 363.7 + 35 + 66 + 46  
ISBN 951-40-0654-2  
ISSN 0015-5543

KALAJA, H. 1984. An example of terrain chipping system in first commercial thinning. *Seloste: Esimerkki ensiharvennuspuun korjuusta palstahaketusmenetelmällä. Folia For.* 584: 1—18.

The study deals with a Lokomo 919/P1000 forwarder-mounted terrain chipper in the first commercial thinning of Scots pine stands in Finland and Estonia. A comparison is made between terrain chipping of manually and mechanically felled trees, and landing chipping. Manual felling was done with a felling-frame equipped chain saw and mechanical felling with a Makeri feller-buncher.

Author's address: The Finnish Forest Research Institute, Unioninkatu 40 A, SF-00170 Helsinki 17, Finland.

Tilaan kortin kääntöpuolelle merkitsemäni julkaisut (julkaisun numero mainittava).

*Please, send me the following publications (put number of the publication on the back of the card).*

Nimi  
Name \_\_\_\_\_


\_\_\_\_\_

Osoite  
Address \_\_\_\_\_

\_\_\_\_\_

\_\_\_\_\_

Metsäntutkimuslaitos  
Kirjasto/Library  
Unioninkatu 40 A  
SF-00170 Helsinki 17  
FINLAND





# METSÄNTUTKIMUSLAITOS

## THE FINNISH FOREST RESEARCH INSTITUTE

### Tutkimusosastot — *Research Departments*

Maantutkimusosasto  
*Department of Soil Science*

Suontutkimusosasto  
*Department of Peatland Forestry*

Metsänhoidon tutkimusosasto  
*Department of Silviculture*

Metsänjalostuksen tutkimusosasto  
*Department of Forest Genetics*

Metsänsuojelun tutkimusosasto  
*Department of Forest Protection*

Metsäteknologian tutkimusosasto  
*Department of Forest Technology*

Metsänarvioimisen tutkimusosasto  
*Department of Forest Inventory and Yield*

Metsäekonomian tutkimusosasto  
*Department of Forest Economics*

Matemaattinen osasto  
*Department of Mathematics*

### Metsäntutkimusasemat — *Research Stations*

Parkanon tutkimusasema  
*Parkano Research Station*  
Os. — *Address:* 39700 Parkano, Finland  
Puh. — *Phone:* (933) 2912

Muhoksen tutkimusasema  
*Muhos Research Station*  
Os. — *Address:* 91500 Muhos, 1 kp, Finland  
Puh. — *Phone:* (981) 431 404

Suonenjoen tutkimusasema  
*Suonenjoki Research Station*  
Os. — *Address:* 77600 Suonenjoki, Finland  
Puh. — *Phone:* (979) 11 741

Punkaharjun jalostuskoegasema  
*Punkaharju Tree Breeding Station*  
Os. — *Address:* 58450 Punkaharju, Finland  
Puh. — *Phone:* (957) 314 241

Ojajoen koegasema  
*Ojajoki Experimental Station*  
Os. — *Address:* 12700 Loppi, Finland  
Puh. — *Phone:* (914) 40 356

Kolarin tutkimusasema  
*Kolari Research Station*  
Os. — *Address:* 95900 Kolari, Finland  
Puh. — *Phone:* (995) 61 401

Rovaniemen tutkimusasema  
*Rovaniemi Research Station*  
Os. — *Address:* Eteläranta 55  
96300 Rovaniemi 30, Finland  
Puh. — *Phone:* (991) 15 721

Joensuun tutkimusasema  
*Joensuu Research Station*  
Os. — *Address:* PL 68  
80101 Joensuu 10, Finland  
Puh. — *Phone:* (973) 28 331

Kannuksen tutkimusasema  
*Kannus Research Station*  
Os. — *Address:* Valtakatu 18  
69100 Kannus, Finland  
Puh. — *Phone:* (968) 71 161

Ruotsinkylän jalostuskoegasema  
*Ruotsinkylä Tree Breeding Station*  
Os. — *Address:* 01590 Maisala, Finland  
Puh. — *Phone:* (90) 824 420

1983

- No 563 Pellikka, Marketta & Kotimaa, Marjut: Polttohakkeen käsittelystä aiheutuva ilman homepölypitoisuus sekä siihen vaikuttavat tekijät.  
The mold dust concentration caused by the handling of fuel chips and its modifying factors.
- No 564 Päivinen, Risto: Metsikön tukkiosuuden arviointimenetelmä.  
A method for estimating the sawlog percentage in Scots pine and Norway spruce stands.
- No 565 Huttunen, Terho: Suomen puunkäyttö, poistuma ja metsätase 1981—83.  
Wood consumption, total drain and forest balance in Finland, 1981—83.
- No 566 Miettinen, Reijo & Uusvaara, Olli: Pystykarshitun männikön koesahaus.  
Test sawing of pruned pine stand.
- No 567 Tiihonen, Paavo & Virtanen, Jaakko: Koetuloksia ilmakuvien käyttömahdollisuuksista energiapuun arvioinnissa Pohjanmaalla ja Pohjois-Savossa v. 1980—82.  
Possibilities of using aerial photographs in the estimation of energy wood resources in Ostrobothnia and northern Savo in 1980—82.
- No 568 Kuusela, Kullervo & Salminen, Sakari: Metsävarat Etelä-Suomen kuuden pohjoisimman piirimetsälautakunnan alueella 1979—1982 sekä koko Etelä-Suomessa 1977—1982.  
Forest resources in the six northernmost Forestry Board Districts of South Finland, 1979—1982, and in the whole of South Finland, 1977—1982.
- No 569 Rousi, Matti: Myyrien aiheuttamat vahingot Pohjois-Suomen puulajikokeissa talvella 1981/82.  
Vole damage in tree species trials in northern Finland in the winter of 1981/82.
- No 570 Hämäläinen, Jouko & Laakkonen, Olavi: Turvemaan varttuneiden männiköiden lannoituksen edullisuus.  
Profitability of fertilization in mature Scots pine stands on peatland.
- No 571 Lähde, Erkki & Savonen, Eira-Maija: Kastelun vaikutus männyn paakkutaimien kehitykseen sekä turpeen vesi- ja ilmasuhteisiin paakussa.  
Effects of watering on the development of containerized Scots pine seedlings and water and air conditions in peat growing mediums.
- No 572 Korhonen, Kirsi-Marja, Teivainen, Terttu, Kaikusalo, Asko, Kananen, Aino & Kuhlman, Eeva: Lapinmyyrän aiheuttamien tuhojen esiintyminen Pohjois-Suomen mäntymetsissä huippuvuoden 1978 jälkeen.  
Occurrence of damage caused by the root vole (*Microtus oeconomus*) on Scots pine in northern Finland after the peak year 1978.
- No 573 Jokinen, Katriina: Metsänlannoituksen vaikutus juurikäävän esiintymiseen — Kirjallisuuskatsaus.  
The effect of fertilization on the occurrence of *Heterobasidion annosum* (Fr.) Bref. — A literature review.
- No 574 Sevola, Yrjö: Metsähallinnon Nurmeksen hoitoalueen voimaperäinen puunkasvatus: Seurantajärjestelmä ja tuloksia.  
Intensive timber growing in a state forest district: Monitoring system and results.
- No 575 Nepveu, Gerard & Velling, Pirkko: Rauduskoivun puuaineen laadun geneettinen vaihtelu.  
Individual genetic variability of wood quality in *Betula pendula*.
- No 576 Gustavsen, Hans Gustav & Fagerström, Håkan: Brösthöjdsformtalets variation i tall-, gran- och björkbestånd.  
The variation of the breast height form factor for pine, spruce and birch stands in Finland.
- No 577 Laakkonen, Olavi, Keipi, Kari & Lipas, Erkki: Typpilannoituksen kannattavuus varttuneissa kangasmetsissä.  
Profitability of nitrogen fertilization in mature forests on mineral soils.
- No 578 Vuollekoski, Martti: Hydrostaattisella voimansiirrolla varustetun kaivurin soveltuvuus metsäojien perkaukseen.  
Evaluation of a specially developed excavator for forest ditch cleaning.
- No 579 Lähde, Erkki, Högnäs, Bo, Jaakkola, Aimo & Huuri, Olavi: Tall- och granplanteringarnas utveckling på Åland.  
Männyn ja kuusen istutuksen onnistuminen Ahvenanmaalla.  
The success of Scots pine and Norway spruce planting in the Åland Islands.

1984

- No 580 Paavilainen, Eero & Tiihonen, Paavo: Etelä- ja Keski-Suomen suomensäät vuosina 1951—1981.  
Peatland forests in southern and Central Finland in 1951—1981.
- No 581 Sirén, Matti: Tutkimustuloksia Norcar HT-440 Turbo harvennustraktorista.  
Study results of Norcar HT-440 Turbo thinning tractor.
- No 582 Kohmo, Ilkka: Lehtipuuston runkolukusarjat Etelä-Suomen piirimetsälautakuntien alueilla 1977—1982.  
Statistics on the deciduous growing stock in the Forestry Board Districts of South Finland during the period 1977 to 1982.
- No 583 Saksa, Timo & Lyly, Olavi: Istutustiheyden vaikutus nuoren männikön kehitykseen kuivalla kankaalla.  
The effect of stocking density on the development of young Scots pine stands on a dry heath.
- No 584 Kalaja, Hannu: An example of terrain chipping system in first commercial thinning.  
Esimerkki ensiharvennuspuiden korjuusta paltstahaketusmenetelmällä.

---

Metsäntutkimuslaitoksen julkaisusarjoja, Communicationes Institutii Forestalis Fenniae ja Folia Forestalia, koskevat yksittäiskappaletilaukset ja vaihtotarjoukset osoitetaan laitoksen kirjastolle. Tiedonantomisteita koskevat pyynnöt osoitetaan ao. tutkimusosastolle tai -asemalle.  
Subscriptions concerning single copies of the publications, as well as exchange offers, can be addressed to the Library of the Institute.

Myynti: Valtion painatuskeskus, Annankatu 44, 00100 Helsinki 10, puh. (90) 17341

ISBN 951-40-0654-2  
ISSN 0015-5543